



NATA LIGHTING CO.,LTD.
www.nata.cn
Email:info@nata.com
Tel:+86-750-3770000 Fax:+86 750 3771111
Address:380JinOu Road,GaoXin Zone,Jiang Men City,Guangdong,China

Nata

Client: NT

LumCAT: 2-2895-L & 92.70.380.00

Luminaire: 92.70.411.00LED HOLDER

Report No: 20250110-B020

Ballast type: AC

Test No: 20250110-C020

Voltage(V): 36.610

LampCAT: LUMILEDS 1208 LES15

Current(A): 0.897

Lamp flux(lm): 4053.0

Power (W): 32.830

Number of Lamps: 1

PF: 0.000

Length(mm): 69

Width(mm): 69

Phm Type: C

Height(mm): 44

Photometric Results

Lumens(lm): 3800.16, Efficiency(%): 93.76% , Luminous Efficacy(lm/W): 115.75

Central intensity(cd): 13722.790, Maximum intensity(cd): 13722.790

Angle of maximum intensity: C=0.0 γ =0.0

Beam Angle(50%Imax): [C0/180]Total=25.0

[C90/270]Total=25.0

Field angle(10%Imax): [C0/180]Total=56.4

[C90/270]Total=56.4

Maximum s/h(1/2): C0_180=0.42 C90_270=0.42

Maximum s/h(1/4): C0_180=0.44 C90_270=0.44

Up flux rate of lamp(%): 0.00%

Down flux rate of lamp(%): 93.76%

Up flux rate of LUM(%): - -

Down flux rate of LUM(%): 100.00%

CIE Type : Direct lighting

Output flux ratio in π solid angle : 99.164%

$\gamma(^{\circ})$	Average I(cd)	Zonal F(lm)	Sum F(lm)	Eff Flux(%)	Eff Sum(%)
0.0	13722.794	0.000	0	0.00%	0.00%
1.0	13663.596	13.104	13.104	0.32%	0.34%
2.0	13458.838	38.929	52.033	0.96%	1.37%
3.0	13023.660	63.337	115.37	1.56%	3.04%
4.0	12652.379	85.946	201.316	2.12%	5.30%
5.0	12147.555	106.688	308.004	2.63%	8.11%
6.0	11584.125	124.716	432.72	3.08%	11.39%
7.0	10804.031	138.963	571.683	3.43%	15.04%
8.0	10189.615	150.248	721.931	3.71%	19.00%
9.0	9448.392	159.155	881.086	3.93%	23.19%
10.0	8689.876	164.145	1045.231	4.05%	27.50%
11.0	7990.072	166.667	1211.898	4.11%	31.89%
12.0	7184.696	165.882	1377.78	4.09%	36.26%
13.0	6471.390	162.063	1539.843	4.00%	40.52%
14.0	5791.507	156.964	1696.807	3.87%	44.65%
15.0	5146.881	150.167	1846.974	3.71%	48.60%
16.0	4561.926	142.261	1989.235	3.51%	52.35%
17.0	4042.851	133.999	2123.235	3.31%	55.87%
18.0	3607.016	126.130	2249.364	3.11%	59.19%
19.0	3202.659	118.474	2367.839	2.92%	62.31%
20.0	2915.438	111.978	2479.817	2.76%	65.26%
21.0	2619.584	106.284	2586.101	2.62%	68.05%
22.0	2355.286	99.972	2686.073	2.47%	70.68%
23.0	2155.792	94.655	2780.727	2.34%	73.17%
24.0	1970.483	90.215	2870.942	2.23%	75.55%
25.0	1803.833	85.820	2956.762	2.12%	77.81%
26.0	1678.748	82.207	3038.969	2.03%	79.97%
27.0	1515.909	78.158	3117.127	1.93%	82.03%
28.0	1392.354	73.631	3190.758	1.82%	83.96%
29.0	1290.324	70.186	3260.944	1.73%	85.81%
30.0	1133.767	65.450	3326.394	1.61%	87.53%
31.0	1030.849	60.238	3386.632	1.49%	89.12%
32.0	902.472	55.387	3442.02	1.37%	90.58%
33.0	767.984	49.212	3491.232	1.21%	91.87%
34.0	647.866	42.848	3534.08	1.06%	93.00%
35.0	527.675	36.508	3570.588	0.90%	93.96%
36.0	420.099	30.177	3600.765	0.74%	94.75%
37.0	338.555	24.743	3625.508	0.61%	95.40%

$\gamma(^{\circ})$	Average I(cd)	Zonal F(lm)	Sum F(lm)	Eff Flux(%)	Eff Sum(%)
38.0	278.923	20.611	3646.119	0.51%	95.95%
39.0	192.530	16.092	3662.211	0.40%	96.37%
40.0	151.124	11.985	3674.196	0.30%	96.69%
41.0	116.222	9.520	3683.716	0.23%	96.94%
42.0	94.047	7.639	3691.356	0.19%	97.14%
43.0	86.150	6.675	3698.031	0.16%	97.31%
44.0	77.819	6.189	3704.219	0.15%	97.48%
45.0	71.689	5.746	3709.965	0.14%	97.63%
46.0	66.301	5.396	3715.362	0.13%	97.77%
47.0	61.156	5.069	3720.431	0.13%	97.90%
48.0	56.741	4.766	3725.197	0.12%	98.03%
49.0	52.904	4.503	3729.7	0.11%	98.15%
50.0	49.718	4.279	3733.978	0.11%	98.26%
51.0	46.656	4.077	3738.056	0.10%	98.37%
52.0	44.369	3.906	3741.962	0.10%	98.47%
53.0	42.175	3.765	3745.726	0.09%	98.57%
54.0	40.237	3.632	3749.359	0.09%	98.66%
55.0	38.344	3.508	3752.866	0.09%	98.76%
56.0	36.597	3.386	3756.253	0.08%	98.84%
57.0	34.770	3.263	3759.516	0.08%	98.93%
58.0	32.674	3.119	3762.635	0.08%	99.01%
59.0	30.710	2.963	3765.598	0.07%	99.09%
60.0	28.679	2.806	3768.404	0.07%	99.16%
61.0	26.735	2.644	3771.048	0.07%	99.23%
62.0	24.816	2.484	3773.532	0.06%	99.30%
63.0	22.792	2.315	3775.847	0.06%	99.36%
64.0	21.248	2.161	3778.009	0.05%	99.42%
65.0	19.402	2.012	3780.02	0.05%	99.47%
66.0	17.753	1.854	3781.874	0.05%	99.52%
67.0	16.413	1.718	3783.592	0.04%	99.56%
68.0	15.046	1.594	3785.186	0.04%	99.61%
69.0	13.791	1.471	3786.657	0.04%	99.64%
70.0	12.661	1.359	3788.015	0.03%	99.68%
71.0	11.531	1.250	3789.266	0.03%	99.71%
72.0	10.519	1.147	3790.412	0.03%	99.74%
73.0	9.652	1.055	3791.467	0.03%	99.77%
74.0	8.739	0.967	3792.434	0.02%	99.80%
75.0	8.121	0.891	3793.325	0.02%	99.82%

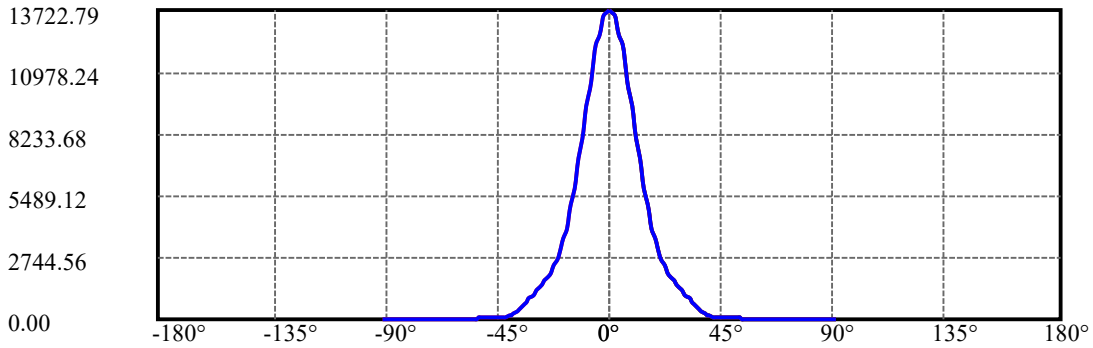
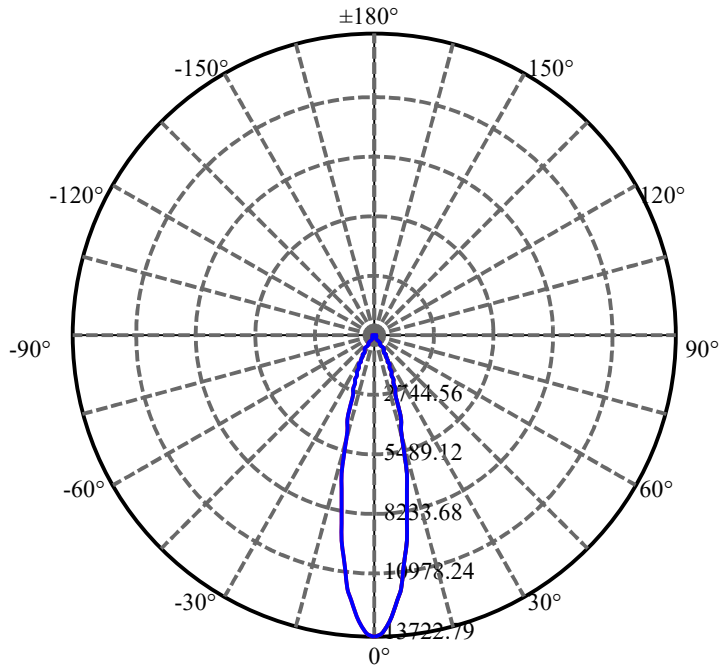
$\gamma(^{\circ})$	Average I(cd)	Zonal F(lm)	Sum F(lm)	Eff Flux(%)	Eff Sum(%)
76.0	7.378	0.823	3794.147	0.02%	99.84%
77.0	6.761	0.754	3794.901	0.02%	99.86%
78.0	6.209	0.694	3795.596	0.02%	99.88%
79.0	5.624	0.636	3796.231	0.02%	99.90%
80.0	5.158	0.581	3796.813	0.01%	99.91%
81.0	4.645	0.530	3797.343	0.01%	99.93%
82.0	4.172	0.478	3797.821	0.01%	99.94%
83.0	3.745	0.430	3798.251	0.01%	99.95%
84.0	3.318	0.385	3798.636	0.01%	99.96%
85.0	2.950	0.342	3798.978	0.01%	99.97%
86.0	2.615	0.304	3799.282	0.01%	99.98%
87.0	2.286	0.268	3799.551	0.01%	99.98%
88.0	1.958	0.233	3799.783	0.01%	99.99%
89.0	1.656	0.198	3799.981	0.00%	100.00%
90.0	1.537	0.175	3800.156	0.00%	100.00%

ZONAL LUMEN SUMMARY

Zone	Lumens	%Lamp	%Fixt
0-30	3326.39	82.07%	87.53%
0-40	3674.20	90.65%	96.69%
0-60	3768.40	92.98%	99.16%
0-90	3799.98	93.76%	100.00%
0-120	3799.98	93.76%	100.00%
0-180	3800.16	93.76%	100.00%
60-90	31.58	0.78%	0.83%
90-120	0.00	0.00%	0.00%
90-130	0.00	0.00%	0.00%
90-150	0.00	0.00%	0.00%
90-180	0.00	0.00%	0.00%
0-26.01	3040.13	75.01%	80.00%

ZONAL LUMEN SUMMARY

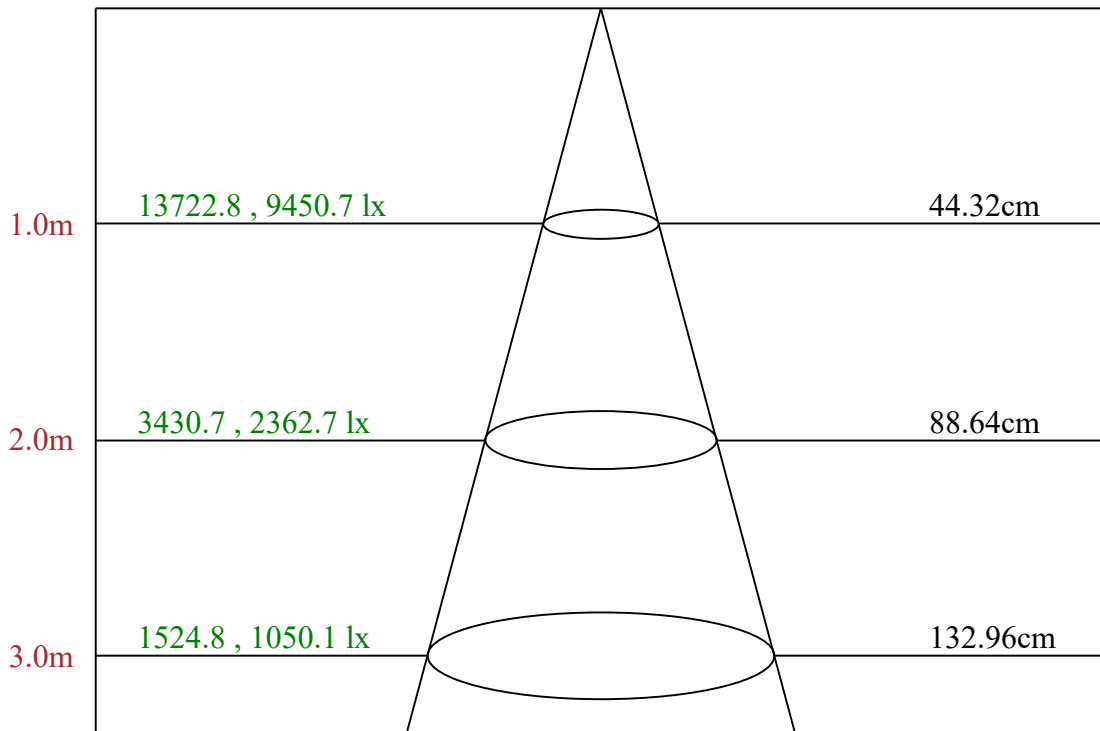
0-10	1045.23
10-20	1434.59
20-30	846.58
30-40	347.80
40-50	59.78
50-60	34.43
60-70	19.61
70-80	8.80
80-90	3.17
90-100	0.00
100-110	0.00
110-120	0.00
120-130	0.00
130-140	0.00
140-150	0.00
150-160	0.00
160-170	0.00
170-180	0.00



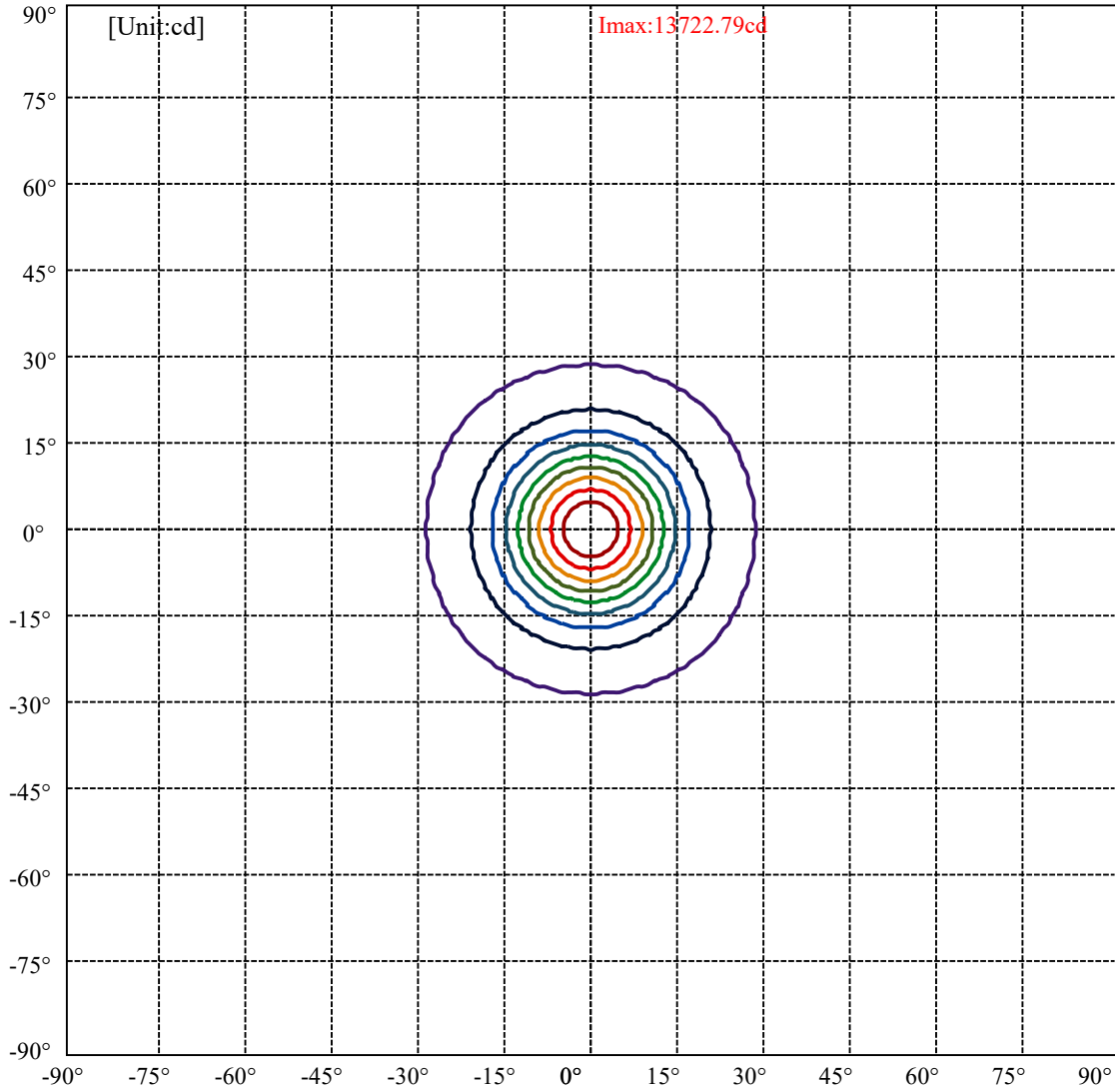
C0(Max): —————
C0/C180: —————
C90/C270: —————

Field angle(10%Imax):C0/180Left:28.2 Right:28.2
:C90/270Left:28.2 Right:28.2

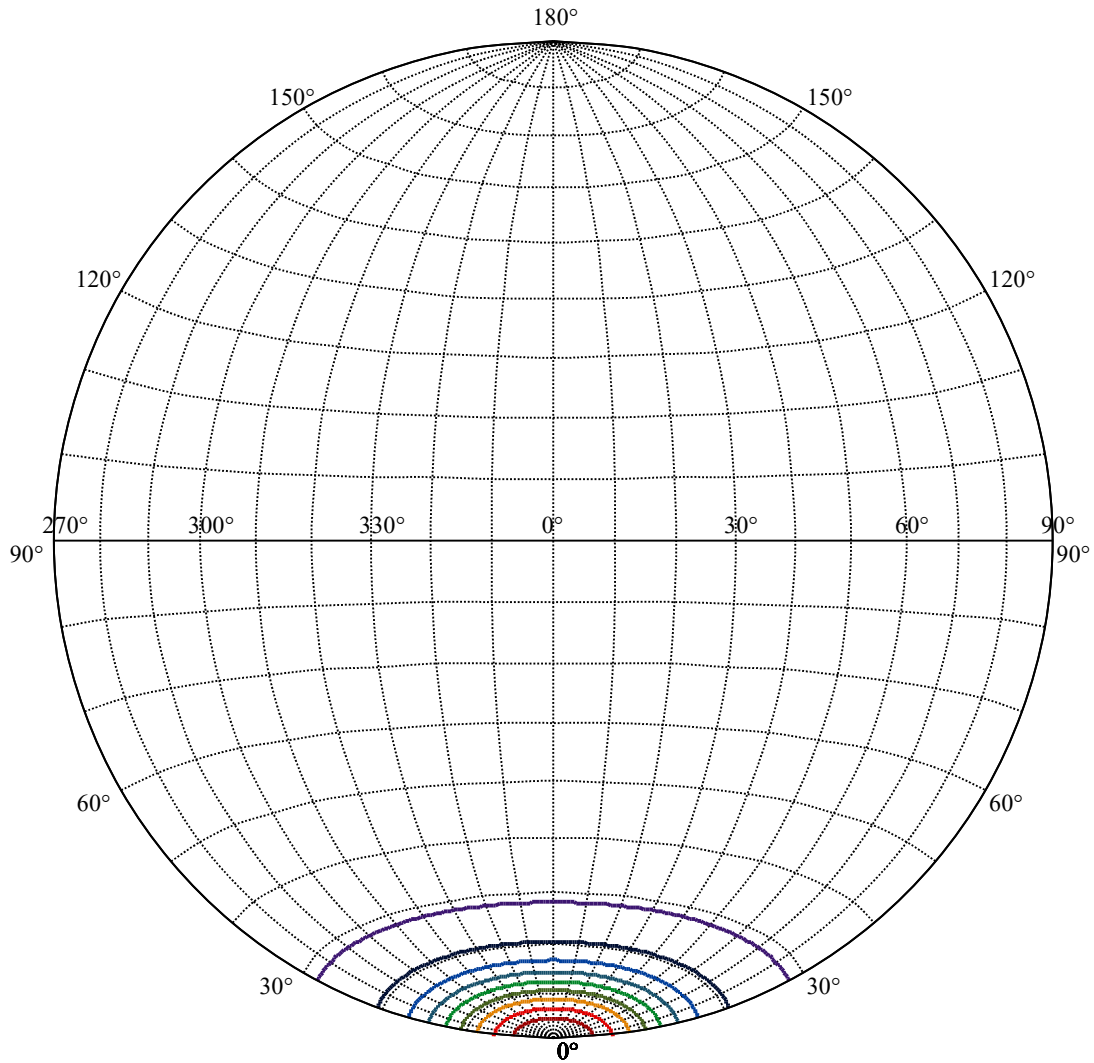
Beam Angle(50%Imax):C0/180Left:12.5 Right:12.5
:C90/270Left:12.5 Right:12.5



Max , Ave Beam angle of C0 plane 24.99



(10%Imax) 1372.28	—
(20%Imax) 2744.56	—
(30%Imax) 4116.84	—
(40%Imax) 5489.12	—
(50%Imax) 6861.4	—
(60%Imax) 8233.68	—
(70%Imax) 9605.96	—
(80%Imax) 10978.2	—
(90%Imax) 12350.5	—



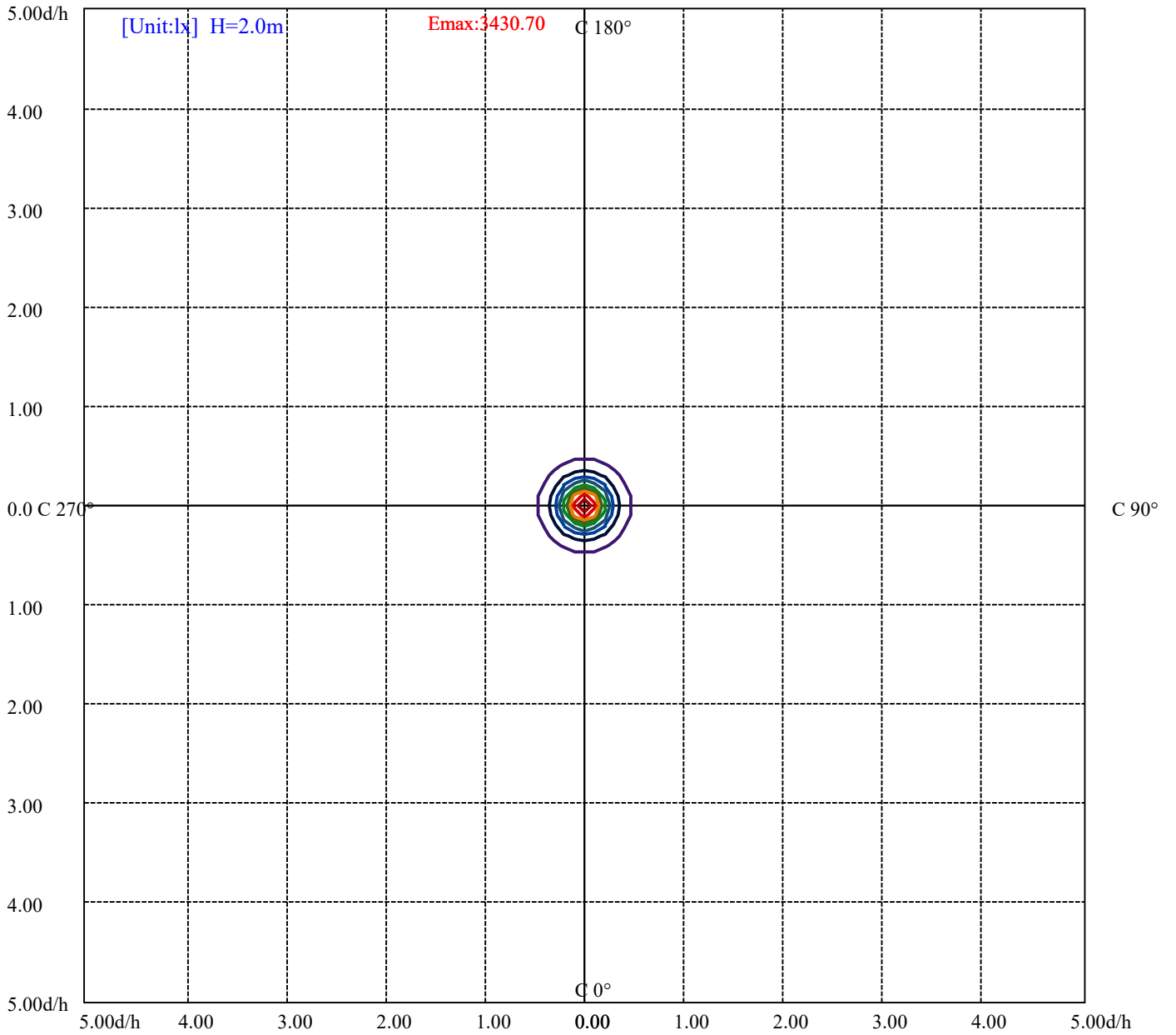
House

[Unit:cd]

Road

I_{max}:13722.79

(10%I _{max}) 1372.28	—
(20%I _{max}) 2744.56	—
(30%I _{max}) 4116.84	—
(40%I _{max}) 5489.12	—
(50%I _{max}) 6861.4	—
(60%I _{max}) 8233.68	—
(70%I _{max}) 9605.96	—
(80%I _{max}) 10978.2	—
(90%I _{max}) 12350.5	—



(10%Emax) 343.07	—
(20%Emax) 686.14	—
(30%Emax) 1029.21	—
(40%Emax) 1372.277	—
(50%Emax) 1715.348	—
(60%Emax) 2058.417	—
(70%Emax) 2401.488	—
(80%Emax) 2744.55	—
(90%Emax) 3087.625	—

Luminance Limiting Curve(no luminous side)

Luminance Table

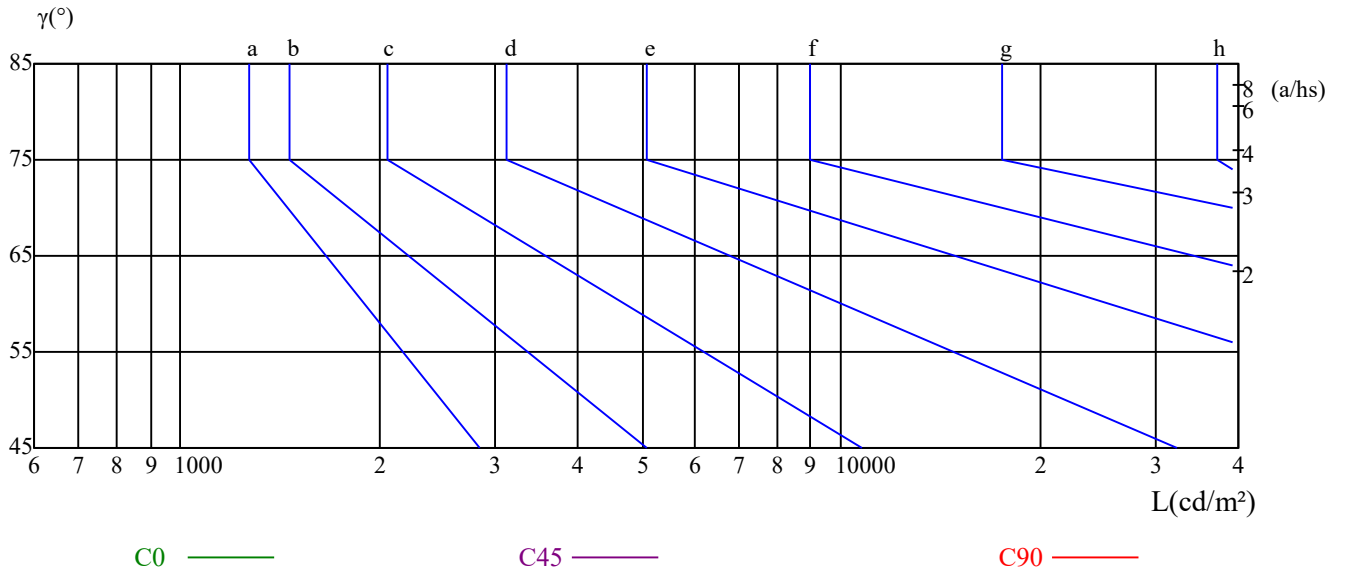
γ	45	50	55	60	65	70	75	80	85
C0	0	0	0	0	0	0	0	0	0
C45	0	0	0	0	0	0	0	0	0
C90	0	0	0	0	0	0	0	0	0

L(Hor)(65)	L(Ver)(65)	L45(65)	L(Hor)(75)	L(Ver)(75)	L45(75)	L(Hor)(85)	L(Ver)(85)	L45(85)
0	0	0	0	0	0	0	0	0

Glare Table

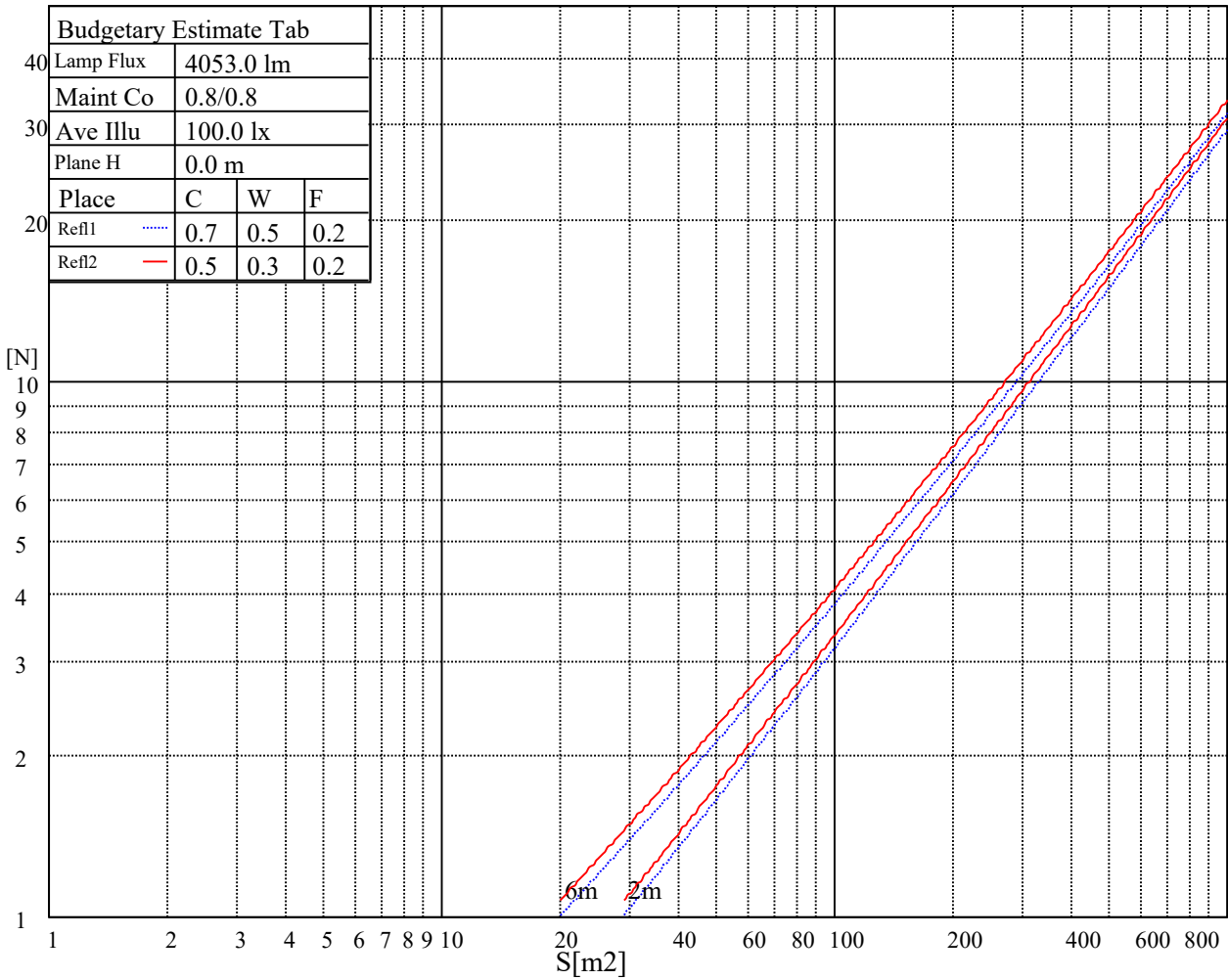
Glare	Quality	Service Values Illuminance(lx)							
1.15	A	2000	1000	500	<=300				
1.5	B		2000	1000	500	<=300			
1.85	C			2000	1000	500	<=300		
2.2	D				2000	1000	500	<=300	
2.55	E					2000	1000	500	<=300
		a	b	c	d	e	f	g	h

Luminance Limiting Curve



Illumination assessment according UGR											
Rf of Ceiling	70	70	50	50	30	70	70	50	50	30	
Rf of Wall	50	30	50	30	30	50	30	50	30	30	
Rf of Floor	20	20	20	20	20	20	20	20	20	20	
Room dimensions		Viewed crosswise					Viewed endwise				
X	Y										
2H	2H	非数字	非数字	非数字	非数字	非数字	非数字	非数字	非数字	非数字	
	3H	非数字	非数字	非数字	非数字	非数字	非数字	非数字	非数字	非数字	
	4H	非数字	非数字	非数字	非数字	非数字	非数字	非数字	非数字	非数字	
	6H	非数字	非数字	非数字	非数字	非数字	非数字	非数字	非数字	非数字	
	8H	非数字	非数字	非数字	非数字	非数字	非数字	非数字	非数字	非数字	
	12H	非数字	非数字	非数字	非数字	非数字	非数字	非数字	非数字	非数字	
4H	2H	非数字	非数字	非数字	非数字	非数字	非数字	非数字	非数字	非数字	
	3H	非数字	非数字	非数字	非数字	非数字	非数字	非数字	非数字	非数字	
	4H	非数字	非数字	非数字	非数字	非数字	非数字	非数字	非数字	非数字	
	6H	非数字	非数字	非数字	非数字	非数字	非数字	非数字	非数字	非数字	
	8H	非数字	非数字	非数字	非数字	非数字	非数字	非数字	非数字	非数字	
8H	12H	非数字	非数字	非数字	非数字	非数字	非数字	非数字	非数字	非数字	
	4H	非数字	非数字	非数字	非数字	非数字	非数字	非数字	非数字	非数字	
	6H	非数字	非数字	非数字	非数字	非数字	非数字	非数字	非数字	非数字	
	8H	非数字	非数字	非数字	非数字	非数字	非数字	非数字	非数字	非数字	
12H	12H	非数字	非数字	非数字	非数字	非数字	非数字	非数字	非数字	非数字	
	4H	非数字	非数字	非数字	非数字	非数字	非数字	非数字	非数字	非数字	
	6H	非数字	非数字	非数字	非数字	非数字	非数字	非数字	非数字	非数字	
	8H	非数字	非数字	非数字	非数字	非数字	非数字	非数字	非数字	非数字	
Variation with the observer position at spacings:											
S = 1.0H	非数字/非数字					非数字/非数字					
S = 1.5H	非数字/非数字					非数字/非数字					
S = 2.0H	非数字/非数字					非数字/非数字					
Standard tables:	BK0					BK0					
Uncorrected UGR	负无穷大					负无穷大					

UGR calculation is based on CIE Publ. 117 ,S/H = 0.25



RHOCC	80			70			50			30			10			0
RHOW	50	30	10	50	30	10	50	30	10	50	30	10	50	30	10	0
RCR	COEFFICIENTS OF UTILIZATION RHOFC=20 CU															
0	1.12	1.12	1.12	1.09	1.09	1.09	1.04	1.04	1.04	1.00	1.00	1.00	0.96	0.96	0.96	0.94
1	1.05	1.03	1.01	1.03	1.01	1.00	0.99	0.98	0.97	0.96	0.95	0.94	0.93	0.92	0.91	0.89
2	0.99	0.96	0.94	0.98	0.95	0.92	0.95	0.92	0.90	0.92	0.90	0.89	0.90	0.88	0.87	0.85
3	0.94	0.90	0.87	0.93	0.90	0.87	0.91	0.88	0.85	0.88	0.86	0.84	0.86	0.84	0.83	0.81
4	0.90	0.86	0.82	0.89	0.85	0.82	0.87	0.84	0.81	0.85	0.82	0.80	0.83	0.81	0.79	0.78
5	0.86	0.81	0.78	0.85	0.81	0.78	0.83	0.80	0.77	0.82	0.79	0.76	0.81	0.78	0.76	0.75
6	0.82	0.78	0.74	0.81	0.77	0.74	0.80	0.76	0.74	0.79	0.76	0.73	0.78	0.75	0.73	0.72
7	0.79	0.74	0.71	0.78	0.74	0.71	0.77	0.73	0.71	0.76	0.73	0.70	0.75	0.72	0.70	0.69
8	0.76	0.71	0.68	0.75	0.71	0.68	0.74	0.71	0.68	0.74	0.70	0.68	0.73	0.70	0.67	0.66
9	0.73	0.69	0.66	0.73	0.68	0.66	0.72	0.68	0.65	0.71	0.68	0.65	0.70	0.67	0.65	0.64
10	0.70	0.66	0.63	0.70	0.66	0.63	0.69	0.66	0.63	0.69	0.65	0.63	0.68	0.65	0.63	0.62

Intensity data(cd)

C/γ(°)	0.0	1.0	2.0	3.0	4.0	5.0	6.0	7.0	8.0
0.0	13703.99	13536.84	13219.26	12751.24	12182.94	10841.02	10841.02	10399.18	9367.85
45.0	13787.56	13692.85	13397.55	12990.82	12483.80	11876.50	11191.19	10461.30	9709.13
90.0	13536.84	13113.40	12600.81	11030.45	10885.01	10885.01	9859.83	9391.29	8630.76
135.0	13848.85	13614.84	13247.12	12773.53	12194.08	11809.64	11141.04	10450.16	9697.99
180.0	13703.99	13776.42	13681.70	13453.27	13096.68	12606.38	12043.65	11402.91	10717.60
225.0	13815.42	13848.85	13731.85	13581.41	13230.40	12762.39	12188.51	10967.48	10668.82
270.0	13536.84	13798.71	13932.43	13949.14	13832.14	13559.13	13141.26	12600.81	11965.64
315.0	13848.85	13926.85	13860.00	13659.42	13313.98	12840.39	12266.51	10759.12	10759.12
360.0	13703.99	13536.84	13219.26	12751.24	12182.94	10841.02	10841.02	10399.18	9367.85

C/γ(°)	9.0	10.0	11.0	12.0	13.0	14.0	15.0	16.0	17.0
0.0	8916.60	8111.45	7319.17	6551.39	5848.84	5185.24	4590.18	4051.99	3583.40
45.0	8934.68	8137.94	7363.48	6605.74	5887.00	5218.41	4622.24	4070.65	3591.49
90.0	7509.76	7040.06	6299.56	5604.21	4979.09	4381.24	3879.27	3438.53	3069.12
135.0	8895.68	8104.51	7318.91	6572.31	5853.57	5212.83	4605.53	4070.65	3613.78
180.0	10127.01	9207.69	8578.09	7803.64	7040.33	6282.59	5580.56	4950.97	4399.38
225.0	9906.09	9129.95	8339.88	7531.47	6770.94	6054.41	5368.58	4741.19	4179.56
270.0	11291.48	10550.45	9926.43	9135.26	8188.08	7558.49	6778.46	6065.29	5391.13
315.0	10005.85	9236.97	8775.05	7673.55	7203.27	6438.85	5750.23	5106.13	4514.96
360.0	8916.60	8111.45	7319.17	6551.39	5848.84	5185.24	4590.18	4051.99	3583.40

C/γ(°)	18.0	19.0	20.0	21.0	22.0	23.0	24.0	25.0	26.0
0.0	3172.20	2829.54	2525.89	2275.17	2075.75	1901.34	1759.79	1630.02	1506.86
45.0	3184.76	2967.47	2828.18	2534.25	2136.46	1948.70	1787.65	1650.62	1538.08
90.0	2754.91	2490.25	2267.39	2075.17	1909.70	1764.84	1643.37	1531.93	1442.79
135.0	3207.05	2867.18	2744.60	2521.48	2191.07	2011.09	1853.41	1731.41	1614.93
180.0	3886.79	3435.49	3062.19	2750.18	2750.18	2276.32	2074.59	1908.60	1825.55
225.0	3883.74	3260.82	3030.12	2700.29	2335.93	2203.31	2007.20	1837.80	1699.66
270.0	4761.53	4209.94	3714.07	3290.62	2922.90	2861.61	2565.47	2250.67	2056.25
315.0	4005.16	3560.58	3151.07	2809.52	2520.32	2279.11	2072.38	1889.62	1745.86
360.0	3172.20	2829.54	2525.89	2275.17	2075.75	1901.34	1759.79	1630.02	1506.86

C/γ(°)	27.0	28.0	29.0	30.0	31.0	32.0	33.0	34.0	35.0
0.0	1373.14	1059.98	1059.98	1003.68	864.34	733.40	607.62	489.46	381.08
45.0	1427.76	1301.82	1166.41	1025.49	891.78	760.84	638.27	565.26	413.72
90.0	1100.13	1100.13	1041.63	903.92	770.88	641.63	516.85	401.84	299.61
135.0	1507.97	1384.86	1242.21	1099.03	953.06	814.88	683.94	556.90	439.90
180.0	1704.65	1594.33	1481.21	1356.43	1214.93	1074.48	932.98	796.48	669.44
225.0	1573.14	1457.82	1333.56	1079.53	1079.53	972.25	821.50	700.08	605.78
270.0	1817.19	1730.83	1621.66	1500.71	1370.94	1234.43	1093.46	956.95	822.13
315.0	1623.29	1509.07	1375.93	1101.34	1101.34	987.86	849.25	715.95	589.75
360.0	1373.14	1059.98	1059.98	1003.68	864.34	733.40	607.62	489.46	381.08

C/γ(°)	36.0	37.0	38.0	39.0	40.0	41.0	42.0	43.0	44.0
0.0	290.83	214.14	161.42	129.46	112.96	102.65	93.40	84.94	77.21
45.0	316.74	299.50	299.50	134.77	106.96	95.09	86.52	79.53	72.69
90.0	213.98	147.49	109.54	96.14	86.31	79.05	72.27	68.33	61.13
135.0	334.61	314.53	314.53	135.72	106.91	95.77	86.04	78.16	71.12
180.0	549.65	436.01	333.46	295.03	200.63	124.42	98.82	92.62	84.15
225.0	490.57	365.41	290.20	215.09	158.53	120.21	105.91	95.40	87.52
270.0	693.40	568.62	453.25	345.18	305.07	206.47	113.17	102.29	88.20
315.0	471.01	362.73	269.49	188.86	131.62	106.12	96.24	87.94	80.53
360.0	290.83	214.14	161.42	129.46	112.96	102.65	93.40	84.94	77.21

Intensity data(cd)

C/γ(°)	45.0	46.0	47.0	48.0	49.0	50.0	51.0	52.0	53.0
0.0	73.27	67.33	60.45	57.71	53.82	50.51	47.94	45.52	43.73
45.0	66.86	61.81	57.77	53.88	50.35	47.62	45.83	43.63	41.00
90.0	56.93	54.30	50.25	47.25	44.78	42.37	40.11	38.37	36.90
135.0	65.34	60.55	56.14	51.88	48.46	45.78	43.10	40.84	39.00
180.0	76.53	70.12	64.44	60.08	56.29	52.88	49.99	47.99	45.52
225.0	80.05	72.64	66.49	61.66	57.24	53.30	49.83	47.20	44.78
270.0	80.89	76.48	69.80	63.65	58.98	54.72	50.35	46.78	44.31
315.0	73.64	67.17	63.92	57.82	53.30	50.57	46.10	44.63	42.16
360.0	73.27	67.33	60.45	57.71	53.82	50.51	47.94	45.52	43.73
C/γ(°)	54.0	55.0	56.0	57.0	58.0	59.0	60.0	61.0	62.0
0.0	41.84	39.53	37.79	36.27	34.11	31.48	28.96	27.28	25.34
45.0	39.68	37.95	36.27	34.11	32.01	29.96	27.70	25.70	23.97
90.0	34.95	32.96	31.43	29.70	27.28	25.02	23.50	21.81	19.66
135.0	37.53	35.64	33.43	31.91	30.80	28.70	26.18	24.34	22.71
180.0	43.26	41.79	40.00	37.74	35.48	33.90	32.01	29.59	28.02
225.0	42.47	40.47	39.00	36.58	33.90	32.75	30.59	27.81	25.76
270.0	42.16	39.89	37.95	36.64	34.64	32.38	30.64	29.38	27.39
315.0	40.00	38.53	36.90	35.22	33.17	31.48	29.86	27.96	25.70
360.0	41.84	39.53	37.79	36.27	34.11	31.48	28.96	27.28	25.34
C/γ(°)	63.0	64.0	65.0	66.0	67.0	68.0	69.0	70.0	71.0
0.0	22.92	21.03	19.24	17.82	16.40	14.45	13.46	12.46	11.35
45.0	21.92	19.92	18.13	16.93	15.40	13.93	12.67	11.62	10.57
90.0	18.03	17.08	15.66	14.14	12.93	11.93	11.04	9.93	8.99
135.0	20.81	18.98	17.77	16.45	14.98	13.40	12.51	11.56	10.57
180.0	25.34	24.34	22.29	20.03	18.55	17.29	15.82	14.14	12.93
225.0	24.13	22.34	20.03	18.24	16.87	15.61	14.24	13.04	11.77
270.0	25.02	24.02	21.92	20.18	18.98	17.19	16.19	14.98	13.56
315.0	24.18	22.29	20.18	18.24	17.19	16.56	14.40	13.56	12.51
360.0	22.92	21.03	19.24	17.82	16.40	14.45	13.46	12.46	11.35
C/γ(°)	72.0	73.0	74.0	75.0	76.0	77.0	78.0	79.0	80.0
0.0	10.14	9.25	8.46	7.73	6.99	6.41	5.83	5.26	4.73
45.0	9.93	8.99	7.94	7.52	6.83	6.25	5.73	5.20	4.68
90.0	8.30	7.57	6.94	6.47	5.83	5.26	4.78	4.31	3.89
135.0	9.51	8.78	8.09	7.52	6.94	6.36	5.78	5.26	4.94
180.0	11.83	10.83	9.72	8.99	8.30	7.62	6.99	6.41	5.83
225.0	10.88	9.83	8.88	8.52	7.52	6.89	6.57	5.73	5.41
270.0	12.25	11.35	10.41	9.51	8.62	7.88	7.31	6.68	6.10
315.0	11.30	10.62	9.46	8.73	7.99	7.41	6.68	6.15	5.68
360.0	10.14	9.25	8.46	7.73	6.99	6.41	5.83	5.26	4.73
C/γ(°)	81.0	82.0	83.0	84.0	85.0	86.0	87.0	88.0	89.0
0.0	4.26	3.89	3.42	3.05	2.68	2.37	2.05	1.79	1.37
45.0	4.15	3.73	3.21	2.89	2.47	2.16	1.89	1.52	1.37
90.0	3.42	3.10	2.84	2.42	2.10	1.94	1.58	1.42	1.37
135.0	4.31	3.89	3.57	3.21	2.73	2.47	2.16	1.89	1.37
180.0	5.26	4.78	4.21	3.68	3.31	2.94	2.52	2.16	1.79
225.0	4.94	4.31	3.94	3.47	3.15	2.73	2.37	2.00	1.73
270.0	5.68	5.10	4.57	4.05	3.73	3.21	3.00	2.52	2.21
315.0	5.15	4.57	4.21	3.78	3.42	3.10	2.73	2.37	2.05
360.0	4.26	3.89	3.42	3.05	2.68	2.37	2.05	1.79	1.37

Intensity data(cd)

C/ γ (°)	90.0
0.0	1.37
45.0	1.37
90.0	1.37
135.0	1.42
180.0	1.42
225.0	1.47
270.0	1.94
315.0	1.94
360.0	1.37